

Principal Feature Visualisation in Convolutional Neural Networks

Supplementary Material

Marianne Bakken^{1,2}[0000–0003–4958–8194], Johannes Kvam¹,
Alexey A. Stepanov¹, and Asbjørn Berge¹

¹ SINTEF Digital, Forskningsveien 1, 0373 Oslo, Norway
marianne.bakken@sintef.no
<https://www.sintef.no/en/>

² Norwegian University of Life Sciences (NMBU), 1432 Ås, Norway

This document contains supplementary material for the paper *Principal Feature Visualisation in Convolutional Neural Networks* published at ECCV 2020 (paper ID 4198). Please see the paper for details on experimental setup.

Our code is available at <https://github.com/SINTEF/PFV>.

1 PASCAL VOC examples

Same setup as in Section 5.2 of the paper.

1.1 Batches of 20 classes




Fig. 1. PFV on batch of all 20 classes. Batch number 1.




Fig. 2. PFV on batch of all 20 classes. Batch number 2.



Fig. 3. PFV on batch of all 20 classes. Batch number 3.

1.2 Batches of 3 classes




Fig. 4. PFV on batch of 3 classes: Motorbike, boat and car



Fig. 5. PFV on batch of 3 classes: aeroplane, bird and sheep




Fig. 6. PFV on batch of 3 classes: chair, sofa, diningtable




Fig. 7. PFV on batch of 3 classes: boat, motorbike, car